

JALEN SUGGS EXTENSION EVALUATION



PLAYER PROFILE

AGE: 22 | HT: 6'5 | WT: 205lbs | PICK: 5th OVR (2021)






Year	GP	PPG	APG	eFG%	3P%	TOV
2023-24	72	13.7	2.5	58.1%	40.7% (5.4 3PA)	2.1
2022-23	53	9.9	2.9	49.3%	32.7% (3.8 3PA)	1.8
2021-22	48	11.8	4.4	40.0%	21.4% (4.1 3PA)	3.0






PLAYER COMPARISONS

Platform Year Stats

Age <small>(at signing)</small>	MIN	GP	PTS	AST	REB	STL	3P%	eFG%	TOV	
	23	27.4	72	13.7	2.5	3.4	1.5	40.7	58.1	2.1
	23	30.6	79	12.1	1.9	3.9	0.9	39.8	59.1	1.4
	22	23.4	74	9.7	2.8	2.9	0.7	37.2	55.1	1.0




PLAYER COMPARISONS

Platform Year Stats

Age (at signing)	MIN	GP	PTS	AST	REB	STL	3P%	eFG%	TOV	
	23	27.4	72	13.7	2.5	3.4	1.5	40.7	58.1	2.1
	27	30.3	73	14.3	2.6	3.3	0.9	32.6	46.8	1.4
	22	25.7	60	9.1	1.7	3.0	0.7	40.2	62.6	1.2

PLAYER COMPARISONS

Platform Year Stats

Age (at signing)	MIN	GP	PTS	AST	REB	STL	3P%	eFG%	TOV	
	23	27.4	72	13.7	2.5	3.4	1.5	40.7	58.1	2.1
	23	32.7	51	17.2	1.7	4.2	0.9	33.2	49.3	1.7
	26	28.5	80	11.5	3.4	4.1	1.1	35.8	54.5	1.5

RELATIVE VALUE

Wide Range of Comparables



4 YR/\$90M

Y1 % of Cap: 16.6%
(\$4M Unlikelies)



5 YR/\$87.5M

Y1 % of Cap: 12.4%
(\$5M Unlikelies & TO in Y5)



2 YR/\$45M

Y1 % of Cap: 16.2%
(0 incentives & TO Y2)



3 YR/\$41M

Y1 % of Cap: 8.9%
(No incentives or options)



5 YR/\$136M

Y1 % of Cap: 15.9%
(\$5M Unlikelies)



3 YR/\$40M

Y1 % of Cap: 8.2%
(\$4M Unlikelies)

ALTERNATIVE OPTIONS

2024 UFA'S

(2023-24 Salary)



\$7.9M



\$8.0M



\$2.6M



\$2.1M

2025 UFA'S

(2024-25 Salary)



\$9.5M



\$9.6M



\$3.0M



\$2.2M

DRAFT EQUITY

2024	2025	2026	2027	2028	2029	2030
ORL 1st	ORL 1st	ORL 1st	ORL 1st	ORL 1st	ORL 1st	ORL 1st
ORL 2nd	DEN 1st (6-30)	DEN 1st (6-30)	DEN 1st (6-30)	ORL 2nd	ORL 2nd	ORL 2nd
	ORL 2nd	ORL 2nd	ORL 2nd	WAS / LAL 2nd		MIL 2nd
	BOS / MEM 2nd	MIL 2nd	BOS 2nd			
		DET 2nd				

ORL to receive DEN 2025 1st if (i) between 6-30 and (ii) DEN conveyed a 1st to CHA in 2023;
 ORL receives DEN 2026 1st if (i) DEN has not conveyed a 1st to ORL, (ii) its between 6-30 and (iii) DEN conveyed a 1st to CHA at least 2 years prior;
 OKC receives DEN 2027 1st if (i) DEN has not conveyed a 1st to ORL, (ii) its between 6-30 and (iii) DEN conveyed a 1st to CHA at least 2 years prior;
 If DEN has not conveyed a 1st by 2027, the obligation is extinguished

ORL to receive the Least Favorable of BOS and MEM 2025 2nd (More Favorable to OKC)

ORL to send the least favorable of DET, ORL, MIL 2026 2nds to PHX

ORL to receive the Most Favorable of WAS and LAL 2028 2nd (Least Favorable to LAL)

TEAM PAYROLL

Player	2023-24	2024-25	2025-26	2026-27	2027-28	2028-29	2029-30
Jonathan Isaac	\$17,400,000	\$17,400,000	\$26,100,000				
Markelle Fultz	\$17,000,000						
Wendell Carter Jr.	\$13,050,000	\$11,950,000	\$10,850,000	\$20,615,000			
Gary Harris	\$13,000,000						
Paolo Banchero	\$11,608,080	\$12,160,800	\$15,334,769	\$38,336,923			
Joe Ingles	\$11,000,000						
Moritz Wagner	\$8,000,000	\$8,000,000	\$15,200,000				
Jalen Suggs	\$7,252,080	\$9,188,385	\$27,565,155				
Anthony Black - #6	\$7,245,480	\$7,606,760	\$7,970,280	\$10,106,315	\$30,318,945		
Cole Anthony	\$5,539,771	\$12,900,000	\$13,100,000	\$13,100,000	\$24,890,000		
Franz Wagner	\$5,508,720	\$7,007,092	\$44,988,946	\$48,588,062	\$52,187,177	\$55,786,293	\$59,385,408
Chuma Okeke	\$5,266,713						
Jett Howard - #11	\$5,026,800	\$5,278,320	\$5,529,720	\$7,337,938	\$22,013,814		
Goga Bitadze	\$2,066,585	\$7,500,000	\$7,500,000				
Caleb Houston	\$2,000,000	\$2,187,699	\$4,156,628				
2024 1RP (17 OVR)	NA	\$3,822,240	\$4,013,400	\$4,204,440	\$6,458,020	\$19,374,060	
One-year contract	NA	\$12,000,000					
One-year contract	NA	\$9,600,000					
One-year contract	NA	\$9,600,000					
EST (20th)	2025 1RP	\$2,799,700	\$2,939,700	\$3,079,500			
EST (29th)	2025 1RP (DEN)	\$2,115,000	\$2,220,600	\$2,326,500			
	2026 1RP						
Totals	\$130,964,229	\$141,115,996	\$187,469,198	\$147,694,678	\$135,867,956	\$75,160,353	\$59,385,408
Salary Cap	\$136,021,000	\$142,822,050	\$149,963,153	\$164,959,468	\$181,455,415	\$199,600,957	\$219,561,052



TEAM PAYROLL

Player	2023-24	2024-25	2025-26	2026-27	2027-28	2028-29	2029-30
Jonathan Isaac	\$17,400,000	\$17,400,000	\$12,000,000	\$11,040,000	\$10,156,800		
Markelle Fultz	\$17,000,000						
Wendell Carter Jr.	\$13,050,000	\$11,950,000	\$10,850,000	\$20,615,000			
Gary Harris	\$13,000,000						
Paolo Banchero	\$11,608,080	\$12,160,800	\$15,334,769	\$41,239,867	\$44,539,056	\$48,102,181	\$51,950,355
Joe Ingles	\$11,000,000						
Moritz Wagner	\$8,000,000	\$8,000,000	\$9,600,000				
Jalen Suggs	\$7,252,080	\$9,188,385	\$25,000,000	\$23,000,000	\$21,160,000	\$19,467,200	\$17,909,824
Anthony Black - #6	\$7,245,480	\$7,606,760	\$7,970,280	\$10,106,315	\$30,318,945		
Cole Anthony	\$5,539,771	\$12,900,000	\$13,100,000	\$13,100,000	\$24,890,000		
Franz Wagner	\$5,508,720	\$7,007,092	\$44,988,946	\$48,588,062	\$52,187,177	\$55,786,293	\$59,385,408
Chuma Okeke	\$5,266,713						
Jett Howard - #11	\$5,026,800	\$5,278,320	\$5,529,720	\$7,337,938	\$22,013,814		
Goga Bitadze	\$2,066,585	\$7,500,000	\$7,500,000				
Caleb Houstan	\$2,000,000	\$2,187,699	\$4,156,628				
2024 1RP (17 OVR)	NA	\$3,822,240	\$4,013,400	\$4,204,440	\$6,458,020	\$19,374,060	
One-year contract	NA	\$12,000,000					
One-year contract	NA	\$9,600,000					
One-year contract	NA	\$9,600,000					
2024 1RP (17)		\$3,214,600	\$3,375,300	\$3,536,100			
2025 1RP (DEN / 25)			\$2,396,900	\$2,516,600	\$2,636,900		
2025 1RP (15)			\$3,740,000	\$3,927,000	\$4,114,000		
Totals	\$130,964,229	\$139,415,896	\$169,555,943	\$189,211,322	\$218,474,712	\$142,729,734	\$129,245,587
Salary Cap	\$136,021,000	\$142,822,050	\$149,963,153	\$164,959,468	\$181,455,415	\$199,600,957	\$219,561,052
Lux Tax	\$165,294,000	\$173,558,700	\$182,236,636	\$200,460,299	\$220,506,329	\$242,556,962	\$266,812,658
Tax Space	-\$34,329,771	-\$34,142,804	-\$12,680,693	-\$11,248,977	-\$2,031,617	-\$99,827,228	-\$137,567,071



NEGOTIATION STRATEGY

TOOLS TO BRIDGE THE GAP

- UP TO 15% UNLIKELY INC.
 - KEEP TEAM-BASED
- PLAY AROUND WITH TERM LENGTH
 - AVOID PARTING FROM DESCENDING
- PLAYER OPTION
- NON-GUARANTEED IN LATER YRS
- LIKELY INC. RELATED TO OFFENSIVE EFFICIENCY

OPENING OFFER

5 yr / \$85M

Team Option Y5

8% Descending

AAV: \$17M

WALKAWAY OFFER

5 yr / \$130M

Player Option Y5

8% Descending

Including Unlikely Inc.
AAV: \$26M (\$3.9M inc.)

PROS & CONS

PROS OF SIGNING NOW

- Great bargain if his offensive efficiency stays around the level of his platform season
- Avoid competitive free agent market and unfavorable offer sheets (control the structure)
- Get ahead of potentially pricier market following new TV deal
- Can sign long term contract that should age well (new CBA rules allow 5 year extensions that are non max)

CONS OF SIGNING NOW

- Run the very real risk that he cannot maintain his current level of offensive efficiency
- Forecloses many options for improving the Magic's struggling offense
- Pushes team to close to the tax, essentially committing Suggs to part of the core
- Commits to financial inflexibility down the road (depending on deal size)